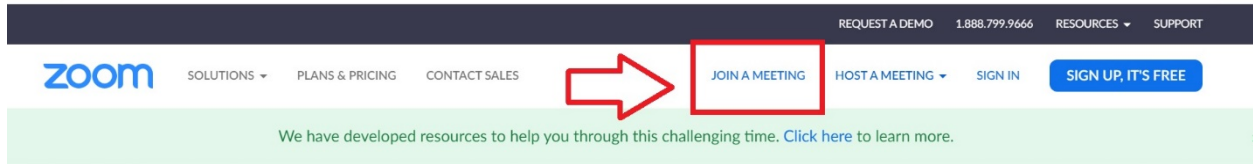
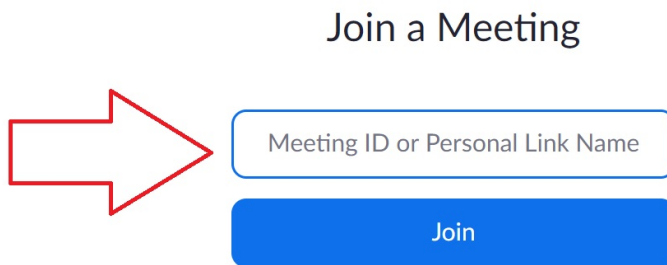


How to Join a Zoom Check In or Class

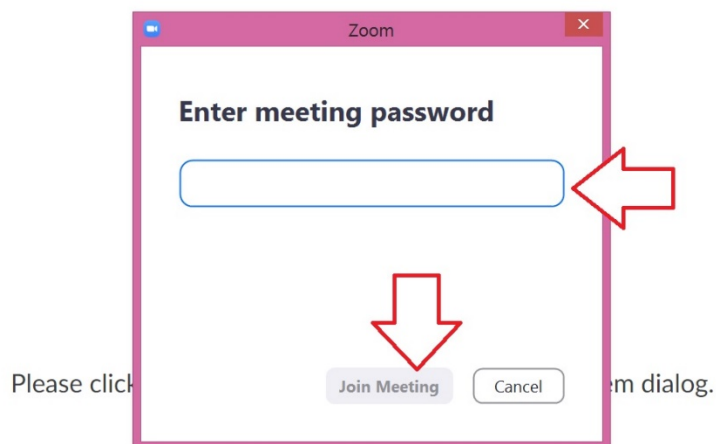
1. Go to www.zoom.us and select JOIN A MEETING.



2. Enter the Meeting ID you received and select Join.



3. Enter the Password you received and click Join the Meeting.



If nothing prompts from browser, [click here](#) to launch the meeting, or [download & run Zoom](#).

4. You will see a screen asking you to wait for the host.